


# James and the Giant Peach Activity Cards 3



James and the Giant Peach Activity Cards

## Punctuation and Grammar


- Complete the **Prepositional Phrases Activity Sheet**.
- **Challenge!** Can you sort the examples you have found and explain their purpose?



James and the Giant Peach Activity Cards

## Comprehension

- Find examples of similes in the Chapters 6-9.
- **Challenge!** Can you describe a character or object using your own simile?



James and the Giant Peach Activity Cards


## Vocabulary

- Complete the **Match the Adjective Activity Sheet**.
- **Challenge!** Can you explain why some adjectives can't be used with a noun?



## Perform

- In groups perform the conversation that occurs as the peach grows.
- **Challenge!** Think about what the aunts' voices will be like from the descriptions.



## Create

- Design a poster advertising the giant peach as a visitor attraction.
- **Challenge!** Use your poster to help write a radio script for an advert.



## Discuss

- What is the hole in the peach? Why is it there? What has caused it?
- **Challenge!** What will happen next? Think about clues we've had so far. Create 'I predict that...' sentences to explain your thoughts.

## Reading Task

- Read Chapters 6, 7, 8 and 9.

